



## AIR Language Instructions

[How to use AIR  
Language: An Overview](#)

[How to Add a Student](#)

[Student Video  
Sign up + Demo](#)


[How to do a Reading  
Conference](#)

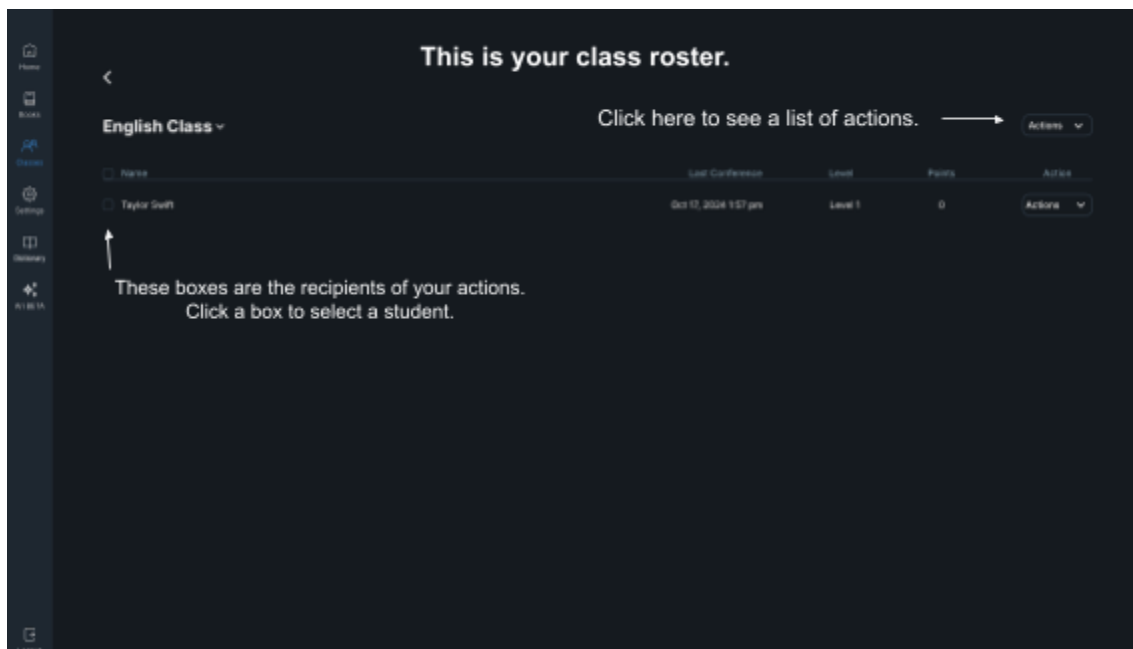
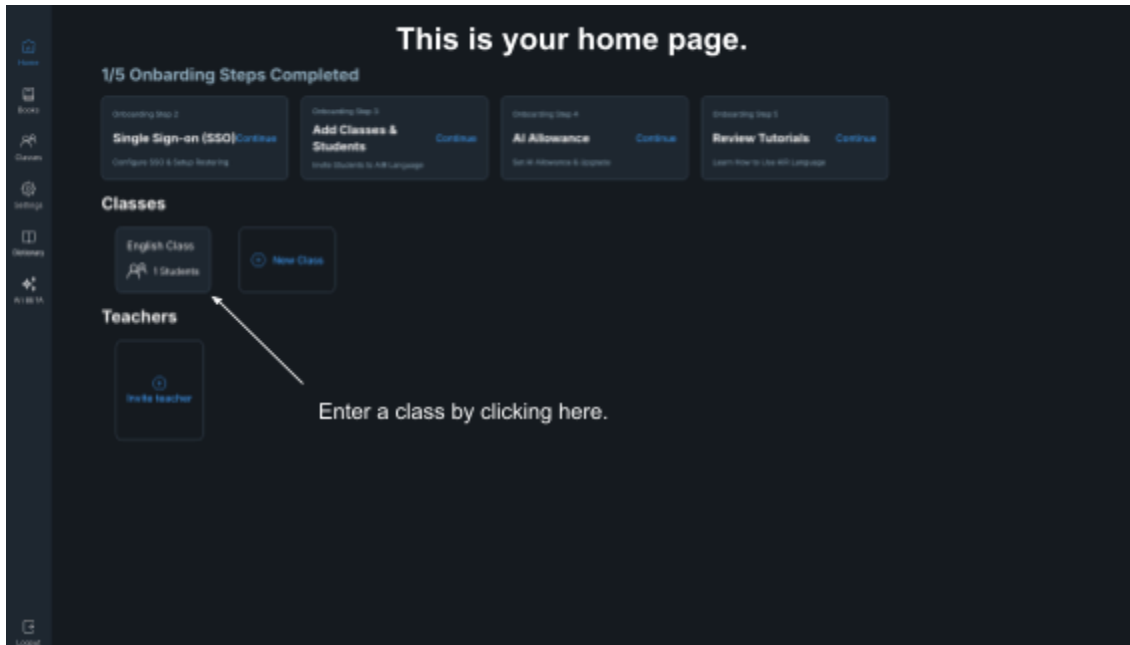
[How to Send Out  
Progress Check](#)

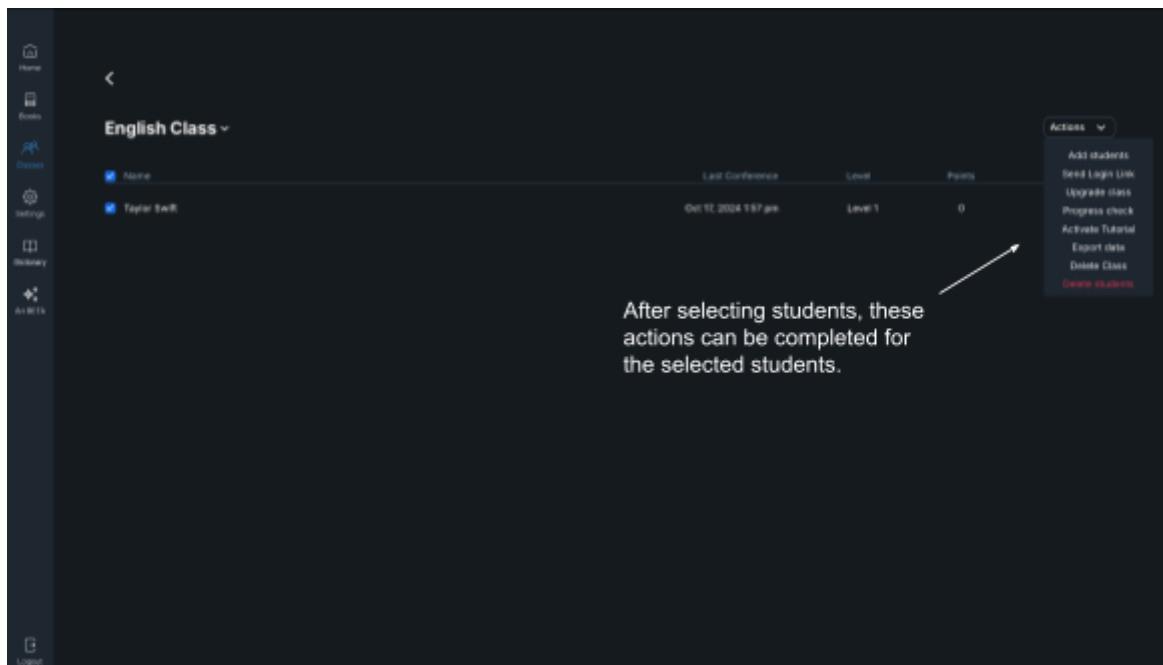
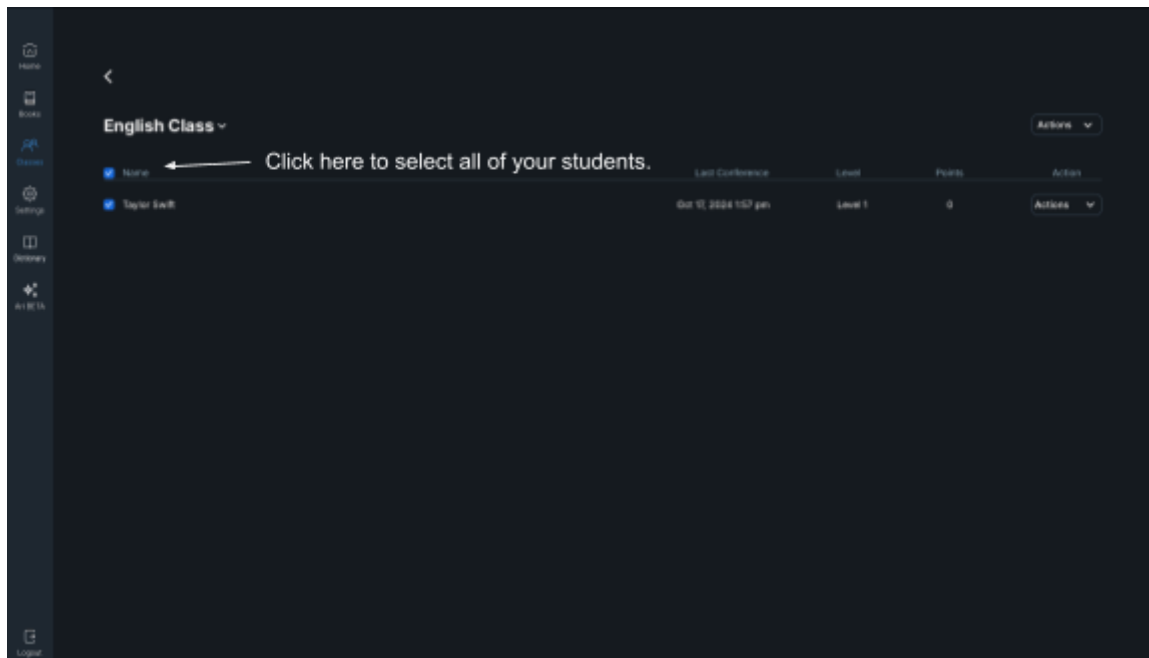
[How to View Data and  
Ari Transcripts](#)

# Overview

Watch this video, and then use the images below to answer any more questions.

 Teacher Tour of AIR Language.mov



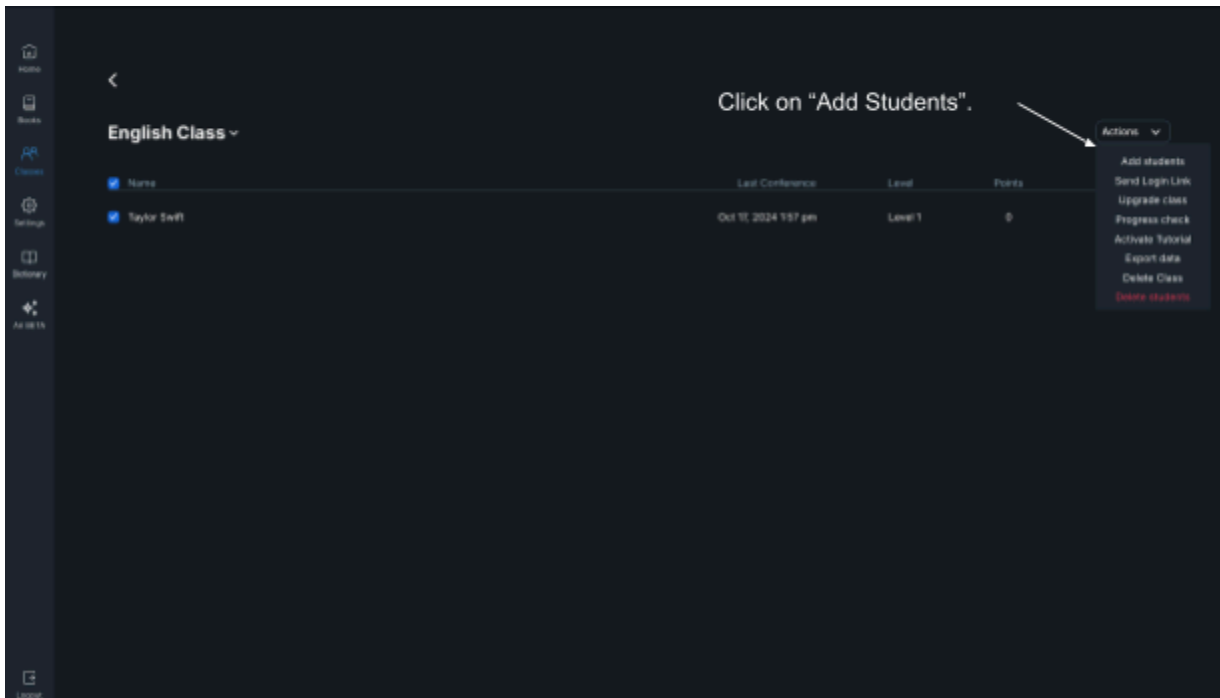
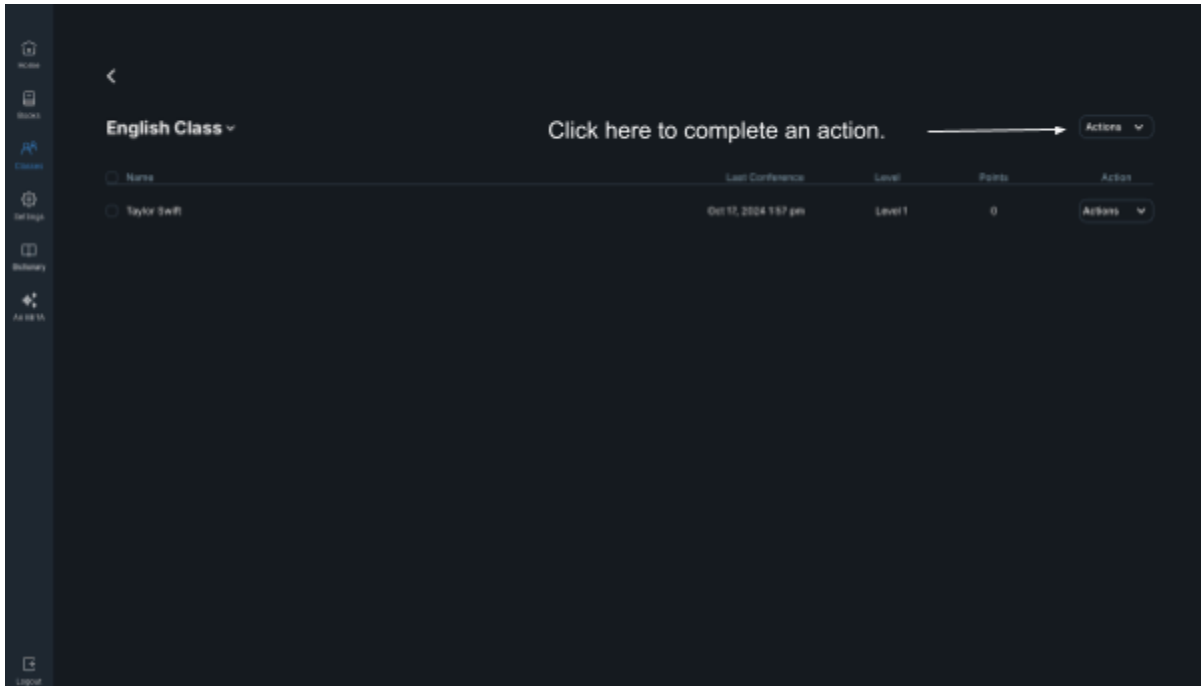


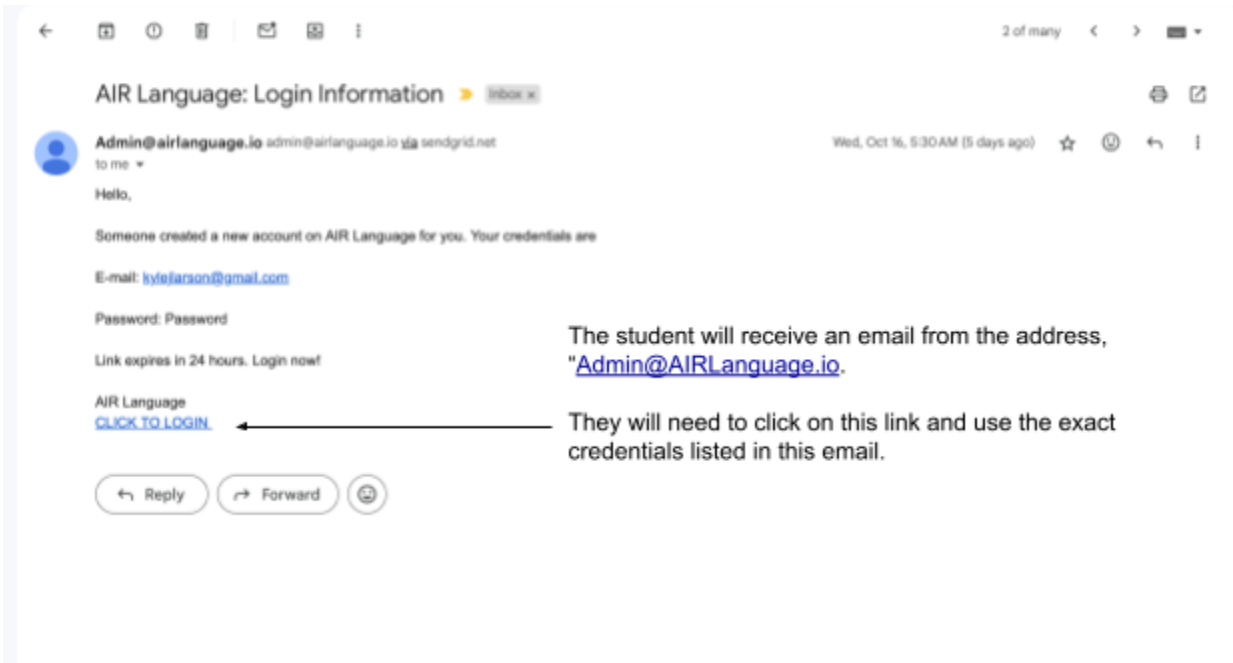
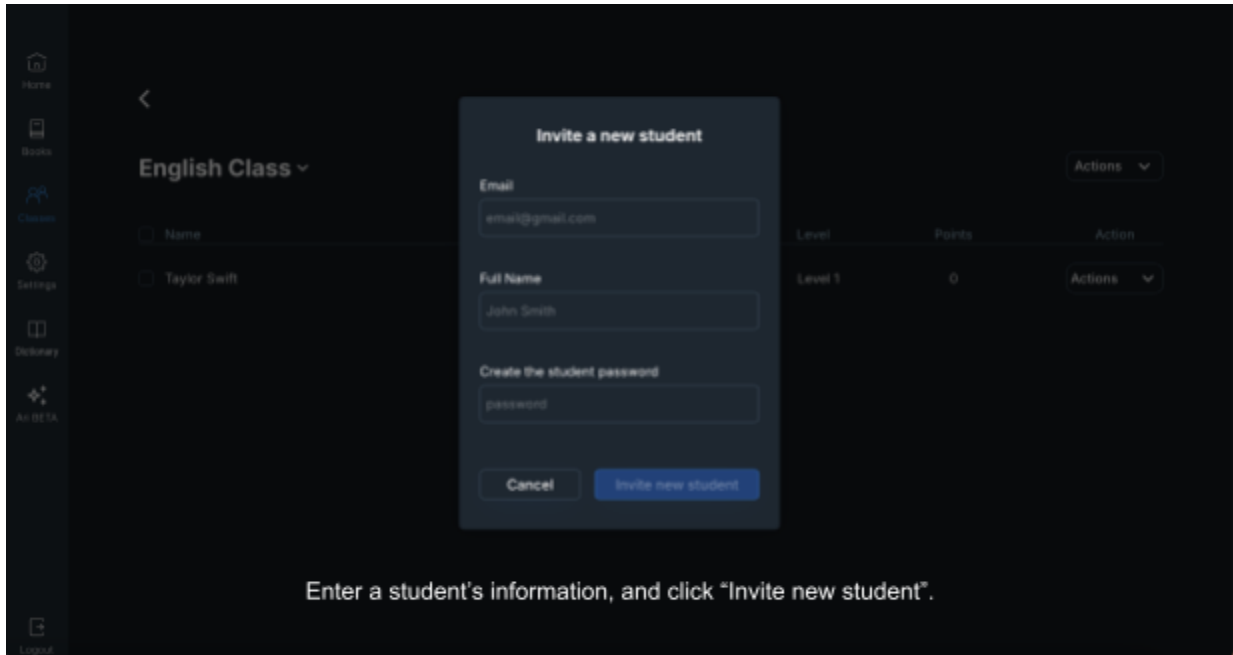
The screenshot shows a mobile application interface for managing an 'English Class'. On the left is a vertical sidebar with icons for Home, Books, Classes, Settings, Dictionary, and All Books. The main content area is titled 'English Class' and features a table with columns for Name, Last Conference, Level, Points, and Actions. A single student, Taylor Swift, is listed with a last conference of Oct 11, 2024 1:57 pm, Level 1, and 0 points. An 'Actions' dropdown menu is open for Taylor Swift, showing options: Change class, Progress check, View profile, and Delete student. An arrow points from the text 'For quick actions to single students click here.' to the 'Delete student' option.

Name	Last Conference	Level	Points	Actions
Taylor Swift	Oct 11, 2024 1:57 pm	Level 1	0	Actions Change class Progress check View profile Delete student

For quick actions to single students click here.

# Adding a Student



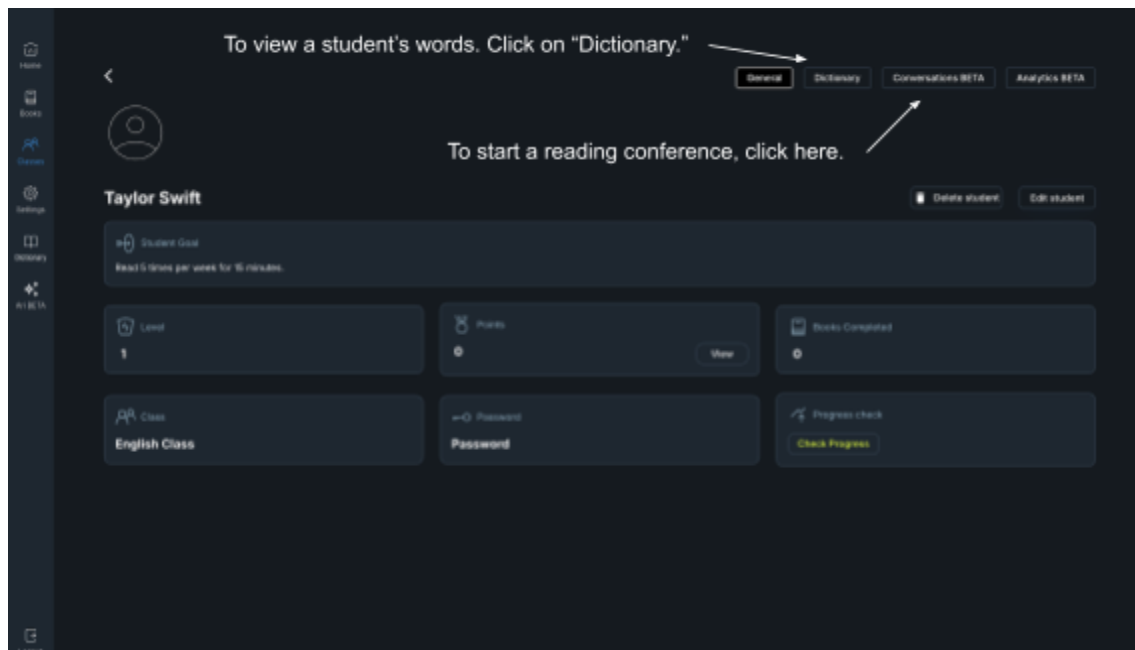
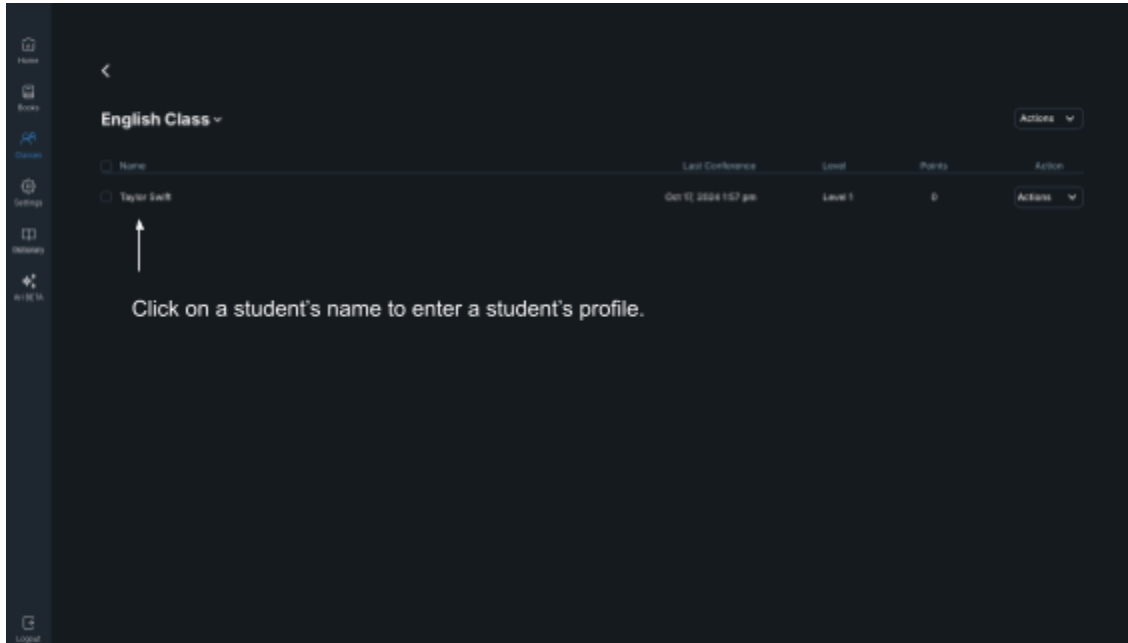


# Student Video

Sign up + Demo

 Getting onto AIR, Students.mov

## Reading Conferences



Click here to begin a reading conference.

**Taylor Swift**

Student Goal  
Read 5 times per week for 15 minutes.

Level 1: Understanding (View)  
Level 2: Describe & Apply (View)  
Level 3: Analysis (View)  
Level 4: Evaluation (View)

Reading Conferences | Ari Conversations

Date & Time	Goal	Rating	Level	Reading	Speaking	Action
10/01/2024 0 hours 0 minutes 27 seconds	Read 5 times per week for 15 minutes.	★★★★★	Level 1	1/2	2/5	Actions

Click here to view a student's Ari Conversations

Click here to view old reading conferences.

To read a book with a student, click here.

**Taylor Swift**

Monday, 10/21/2024 | 0:018 | End Conference

Student Goal  
Read 5 times per week for 15 minutes. Edit Goal

Level 1: Understanding (Books)  
Level 2: Describe & Apply  
Level 3: Analysis  
Level 4: Evaluation

**Reading Standards**

- The student can understand short, illustrated narratives about everyday activities described in simple words.
- The student can understand in-outline short texts in illustrated stories, provided the images help them to guess at a lot of the content.
- The student can get an idea of the content of simpler informational material and short, simple descriptions, especially if there is visual support.

Check off standards when students meet them.

**Speaking Standards**

- The student can describe themselves, what they do and where they live.
- The student can guess the probable meaning of an unknown word/sign that is similar to one in the language they normally use.
- The student can produce simple, mainly isolated phrases about people and places.
- The student can name an object and indicate its shape and colour while showing it to others using basic words/signs, phrases and formulaic expressions, provided they can prepare in advance.
- The student can use a very short prepared text to deliver a rehearsed statement (e.g. to formally introduce someone, to propose a toast).
- The student can describe simple aspects of their everyday life in a series of simple sentences, using simple words/signs and basic phrases, provided they can prepare in advance.

**Questions**

- What is that?
- Who is that?
- How many...?
- Do you do that?

**Pronunciation**

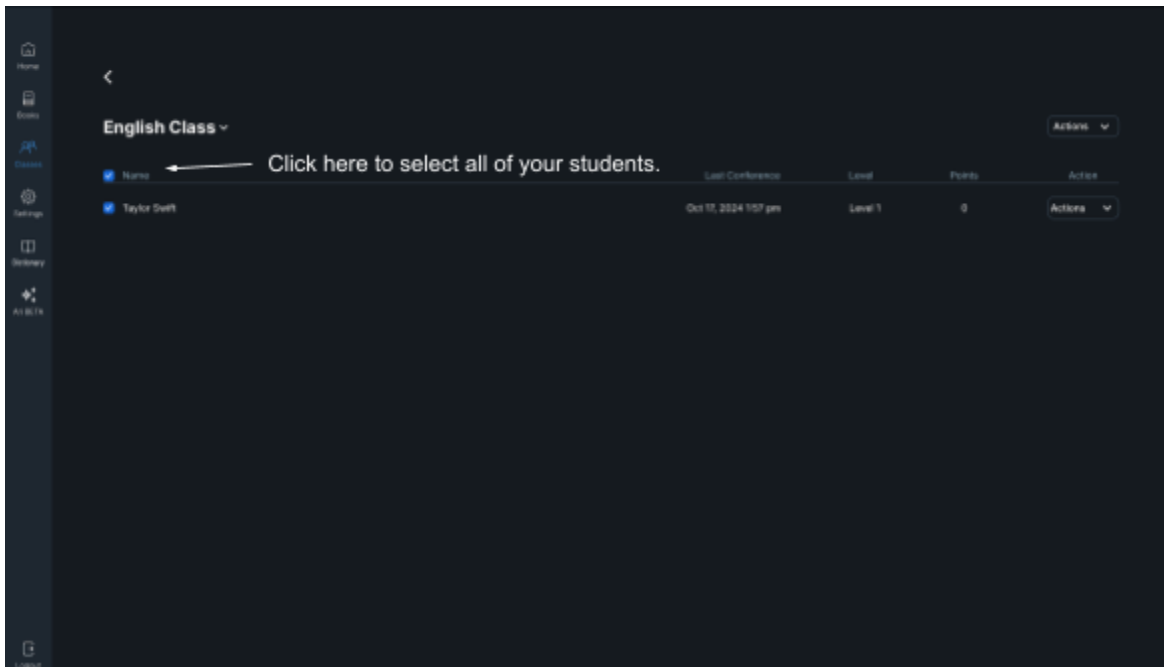
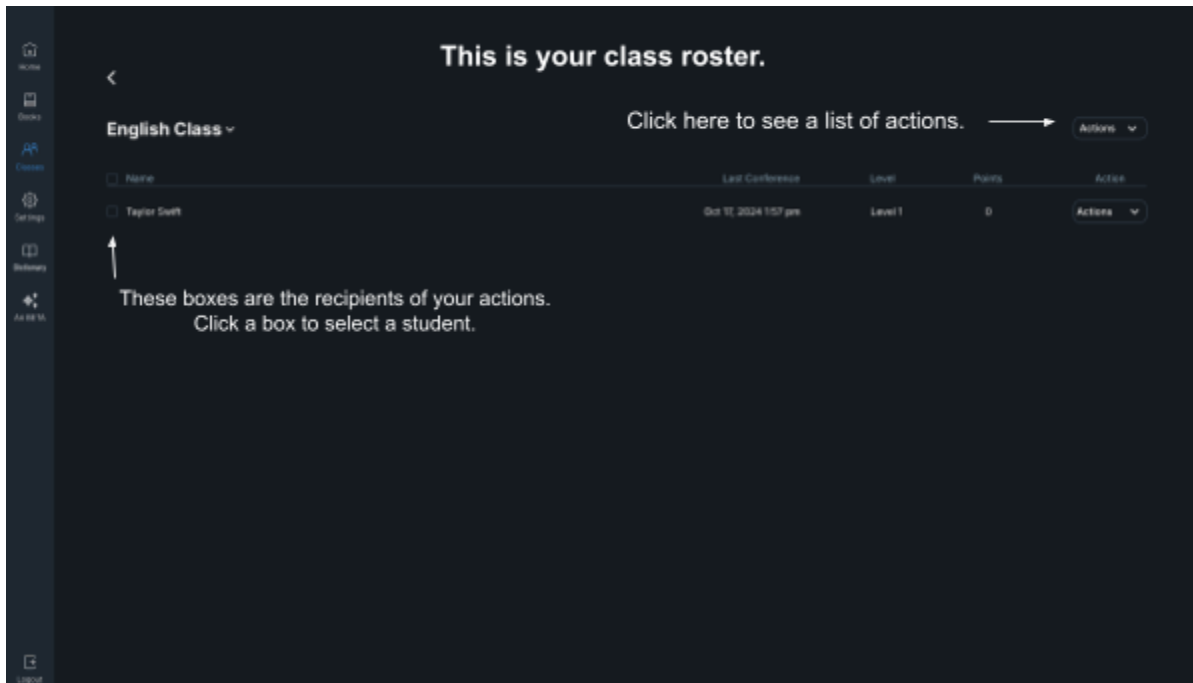
- e in red
- s in right
- t in time
- n in man
- c in cup
- l in like

Write notes here.

Check off sounds students are decoding and questions they are answering here.



# Send out a Progress Check

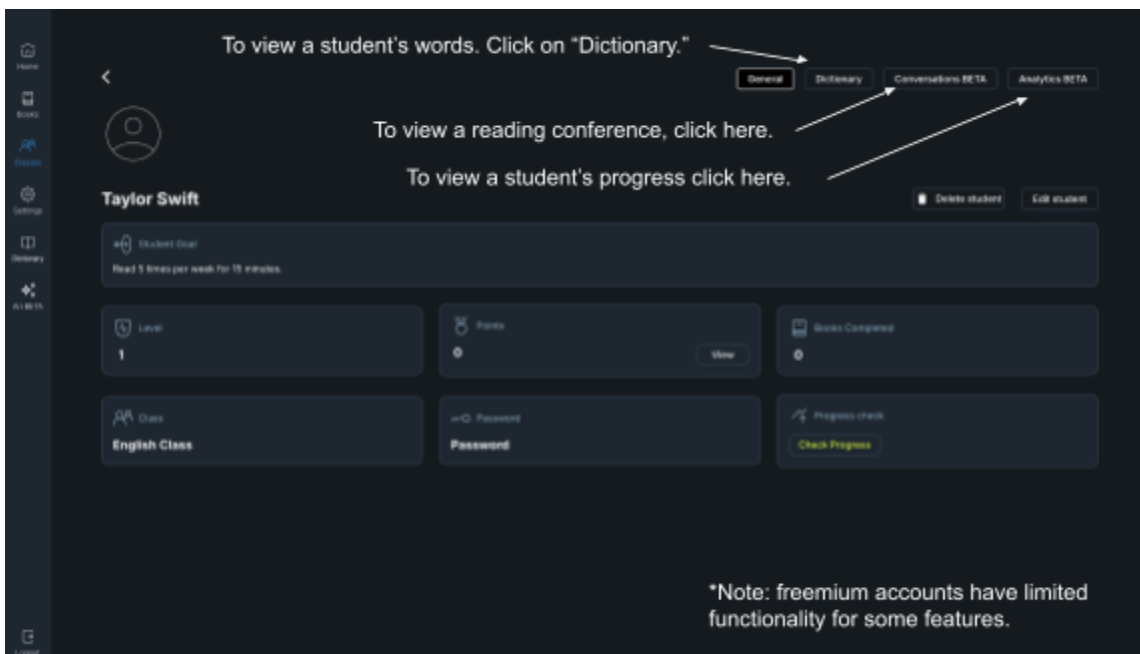
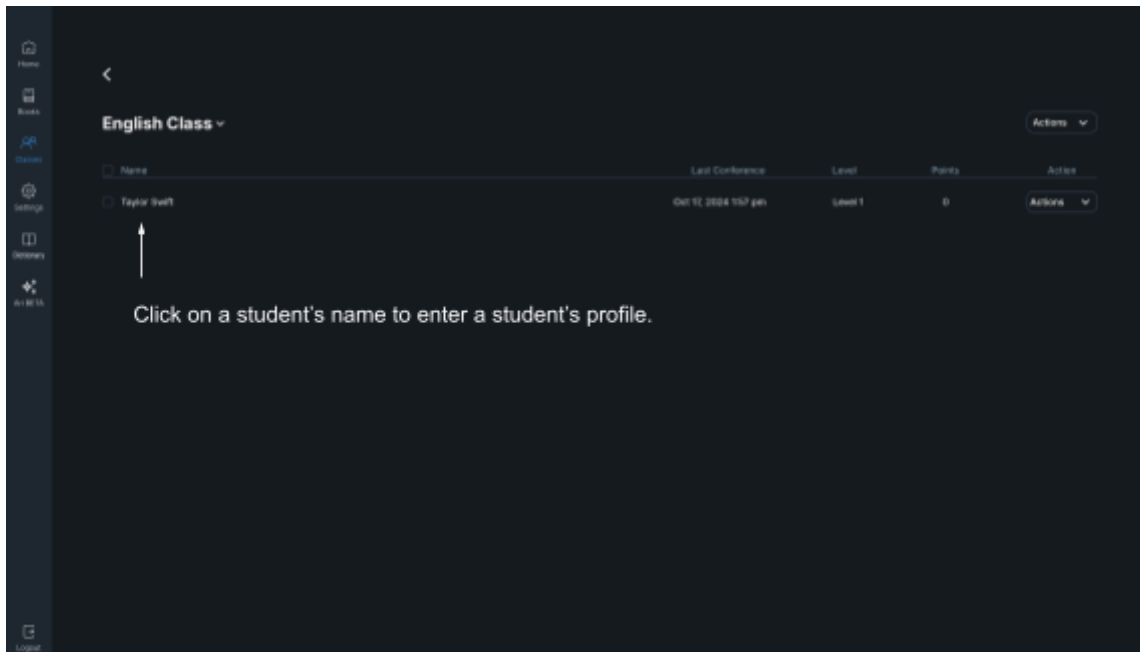


The screenshot shows a dark-themed user interface for managing a class. On the left is a vertical sidebar with icons for Home, Books, Classes, Settings, History, and Add To. The main content area is titled "English Class" and contains a table with the following columns: Name, Last Conference, Level, and Points. The table lists one student, Taylor Swift, with a last conference date of Oct 10, 2024 1:57 pm, at Level 1, with 0 points. An "Actions" dropdown menu is open over the table, listing options: Add students, Send Login Link, Upgrade class, Progress check, Activate Tutorial, Export data, Delete Class, and Delete students. A white arrow points from the text "Click here to send out a progress check to all selected students." to the "Progress check" option in the dropdown menu.

Name	Last Conference	Level	Points
<input checked="" type="checkbox"/> Taylor Swift	Oct 10, 2024 1:57 pm	Level 1	0

Click here to send out a progress check to all selected students.

# How to View A Students' Data



Click here to begin a reading conference.

**Taylor Swift**

Student Goal  
Read 5 times per week for 15 minutes.

Level 1: Understanding (View)  
Level 2: Describe & Apply (View)  
Level 3: Analysis (View)  
Level 4: Evaluation (View)

Reading Conferences | All Conversations

Click here to view a student's Ari Conversations

Date & Timer	Goal	Rating	Level	Reading	Speaking	Action
10/17/2024 0 hours 0 minutes 37 seconds	Read 5 times per week for 15 minutes.	★★★★★	Level 1	1/2	2/5	Actions

Click here to view old reading conferences.

View what students say in their conversations with Ari.  
Also, view the notes students took during the conversation.

**Ari BETA (Level 1)** | Monday, October 21, 2024 | 0:0:28

Taylor Swift Goal  
Read 5 times per week for 15 minutes.

Notes  
Type here...

My favorite food is take.

I understand! What is your favorite food?

Generally pretty hungry.

Great choices! How do you feel when you cook?